



Heworth Grange
School

Enriching Lives, Inspiring Ambitions

Title: Unit 1
Photography
Independent Project

Creating a final plan



Proud to be part of
Consilium
Academies




Your final design doesn't have to link to your theme/project. Discuss...

Project theme: Animals



Final project: People



Incorrect – Your project should be a story, showing a clear journey of artist research, experimental work, recordings through photography, drawings and annotation.





- To create a final design plan that clearly shows your final development idea.
- To explain your final piece in detail linking it to the theme of your project, the artists studied and explaining the development process.





Learn



Proud to be part of
Consilium
Academies

You need to create a clear plan that outlines what your final outcome will be.

The drawing is not an art piece, it is a drawing for the purpose of showing what you will do.



Heworth Grange
School
Enriching Lives, Inspiring Ambitions



Apply




Proud to be part of
Consilium
Academies

Task:

Title – Final Plan Design


- Explain what the idea behind your final piece is and how this links to your theme.



Line drawing of your outcome or previous photographs which could be used/re-shot.

You could complete swab areas to show colour use, texture use or examples of mixed media use.

- Explain which artists have influenced your final idea and how.
- List materials you will use and editing processes you will use on Photoshop (use subject specific language)



Heworth Grange
School
Enriching Lives, Inspiring Ambitions



Review your final design plan:

If you gave this to someone, would they be able to complete this piece of work exactly as you would without speaking to you?

If no, add further information.



Questions



Proud to be part of
Consilium
Academies