



Heworth Grange
School

Enriching Lives, Inspiring Ambitions

Title: Unit 1
Photography
Independent Project

Creating an artist summary



Proud to be part of
Consilium
Academies



When studying an artist, I must copy all their ideas and show them within my work.

Discussion

Content

- ❖ What can you see in the picture? Think about objects, colours, shapes and textures.
- ❖ Can you see anything unusual?
- ❖ Are any of the objects symbolic (do they have a hidden meaning)? Is the artwork about something or someone, or both?
- ❖ Is it realistic, or surreal, or both? Why?

Form

- What is the artwork made from?
- What styles or skills can you see?
- Is there a colour scheme? Why or why not?
- What is the composition (layout) of the work?
- Where is the main subject, and why?
- Are there any textures, shapes, patterns or not?

Mood

- What is the atmosphere or general feeling of the artwork? Why?
- What does it make you think about?
- Does it make you feel any emotion: happy, sad, strange, interested, inspired?
- Does the artwork have a long-lasting impact on you, or is it easily forgettable? Why?

Process

- ★ How was the artwork made?
- ★ What was the process and what tools or materials did they use?
- ★ Do you think the artist made any other versions or sketches?
- ★ What did the artist look at to make this piece?
- ★ What was happening at the time this was made, in society or in the artist's personal life?

Incorrect –
You only need to take aspects of their work. E.g. content, mood, technique used or colour use.





- To summarise your artist work showing understanding of what elements you will use for further development.






The purpose of studying an artist is to steal techniques, processes or content from their work.

You do not copy their work – the point is to influence your artistic ideas.


E.g. After studying Frida Kahlo you may steal:

- Symbolic objects in the background
- Dull colours
- Head/shoulders portrait



E.g. After studying David Hockney you may steal:

- Textured paint
- Photomontage style
- Landscapes of areas personal to you



Keywords: colour, context, texture, background, technique, skill.





Apply



Proud to be part of
Consilium
Academies

Task – Create a PowerPoint slide:

For each artist studied summarise what they have created.

For each artist studied explain what you are going to take from their work to develop into your own work.

Artist 1	Artist 2	Artist 3
What you will steal	What you will steal	What you will steal

Keywords: colour, context, texture, background, technique, skill.

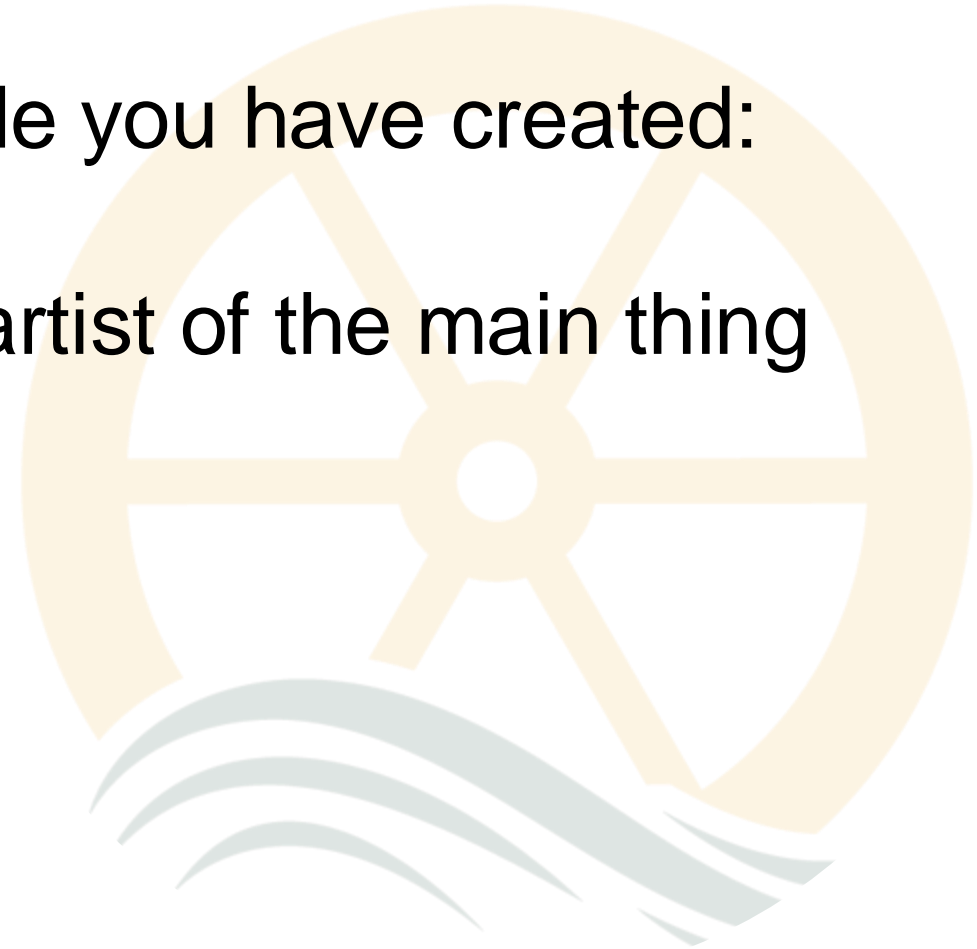


Heworth Grange
School
Enriching Lives, Inspiring Ambitions



On the PowerPoint slide you have created:

Add a bullet point per artist of the main thing you will steal them



Keywords: colour, context, texture, background, technique, skill.



Questions



Proud to be part of
Consilium
Academies